



National Marine Manufacturers Association

nmma.org

ECONOMIC SIGNIFICANCE OF RECREATIONAL BOATING IN WISCONSIN

CONGRESSIONAL DISTRICT 1

Number of Recreational Boats*	55,817
Recreational Boating Industry Businesses	133
Total Jobs	3,998
Annual Recreational Boating-Related Spending	\$216.6 MILLION

TOTAL ANNUAL ECONOMIC IMPACT OF RECREATIONAL BOATING:




\$508.4 MILLION



RECREATIONAL BOATS IN WI-1

TOTAL BOATS* **55,817**

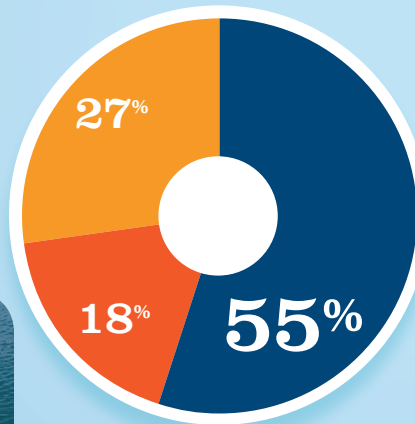
REGISTERED BOATS	55,817
Power boats	49,214
PWCs	5,283
Sailboats	1,238
Other Boats	82
HOUSEHOLDS PER BOAT	4.9



* Total boats are registered boats as reported by states to the USCG.

RECREATIONAL BOATING CREATES JOBS IN WI-1

TOTAL BOATING JOBS	1,802
Boat Building	6
Motor / Engine Mfgr.	-
Accessory / Supplies Mfgr.	485
Dealers / Wholesalers	327
Boat Services	984

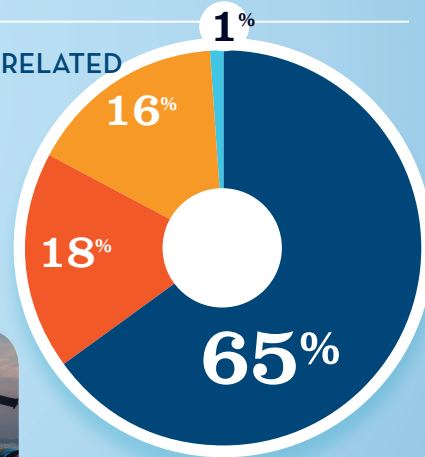


BOAT BUILDING †
MOTOR/ENG. MFGR. †
ACC./SUPPLIES MFGR.
DLRS/WHOLESALERS
BOAT SERVICES
† 0%



RECREATIONAL BOATING-RELATED BUSINESSES IN WI-1

TOTAL BUSINESSES	133
Boat Building	1
Motor / Engine Mfgr.	-
Accessory / Supplies Mfgr.	22
Dealers / Wholesalers	24
Boat Services	86

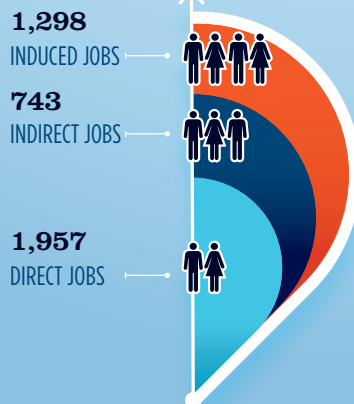


BOAT BUILDING †
MOTOR/ENG. MFGR. †
ACC./SUPPLIES MFGR.
DLRS/WHOLESALERS
BOAT SERVICES
† 0%



ESTIMATED JOBS IMPACT OF RECREATIONAL BOATING-RELATED SPENDING IN WI-1

EST. TOTAL JOBS	3,998
EST. TOTAL LABOR INCOME (MILLIONS)	\$164.9
Est. Direct Income	\$66.5
Est. Indirect Income	\$41.6
Est. Induced Income	\$56.8



RECREATIONAL BOATING INDUSTRY SALES IN WI-1

Boat Building	\$1.5 MILLION
Motor / Engine Mfgr.	\$0.0 MILLION
Accessory / Supplies Mfgr.	\$48.1 MILLION
TOTAL MFGR. SALES	\$49.6
Dealers / Wholesalers	\$163.0 MILLION
Boat Services	\$359.3 MILLION
TOTAL RETAIL & SERVICES SALES	\$522.3

BOAT BUILDING
MOTOR/ENG. MFGR.
ACC./SUPPLIES MFGR.
DLRS/WHOLESALERS
BOAT SERVICES